



MONTGOMERY COMMUNITY COLLEGE FOUNDATION

1011 Page Street · Troy, NC 27371 · (910) 980-9603 · eppsl@montgomery.edu

The regular meeting of the Foundation Board of Directors of Montgomery Community College will be held on Wednesday, May 10, 2017 at noon in the College boardroom in Building 200. Lunch will be provided at 11:30 a.m.

Call to Order – Jean Abbott, Foundation President

Approval of the Agenda – Jean Abbott, Foundation President – Action

Welcome – Jean Abbott

Minutes – Jean Abbott

- * February 8, 2017 Foundation Board Minutes – **Appendix A– Action**
- * February 8, 2017 Finance Committee Minutes – **Appendix B – Action**
- * February 22, 2017 Finance Committee Minutes – **Appendix C – Action**
- * March 7, 2017 Called Foundation Board Minutes – **Appendix D – Action**
- * April 25, 2017 Email Foundation Board Minutes – **Appendix E – Action**

Nominating Committee Report – Claudia Bulthuis, Chair

- * Appointments - **Action**
- * Rotation and Terms Schedule – **Appendix G-Action**
- * New Board Member - **Action**
- * Officers - **Action**

Finance Committee Report – Dr. Chad Bledsoe

- * Last Quarter Performance Report – **Appendix H**
- * Wells Fargo Presentation – Sara Manning

Treasurer Report – Jeanette McBride, Foundation Treasurer

- * Fund Statements – **Appendix I – Action**
- * College and Career Promise Books – **Appendix J**

Foundation Reports – Lynn Epps, Director of Resource Development

- * Budget Review – **Appendix K**
- * 2017-2018 proposed Budget – **Appendix L - Action**
- * Occupational Scholarships – **Appendix M**
- * Diversity Celebration Event – **Appendix N**
- * Legacy Bricks – **Appendix O**
- * Golf Tournament – **Appendix P**
- * 2017 Calendar – **Appendix Q**

Annual Fund Drive, report from Fundraising Committee Chair – Jean Abbott

- * 2016 Annual Fund Drive Cumulative Donations – **Appendix R**
- * AFD: 50th Anniversary Campaign Letter – Pick 10 – **Appendix S**

President’s Report

- * Annual Report

New Business

Adjourn

Next Meeting: August 9, 2017

**Montgomery Community College Foundation
Board of Directors Meeting
February 8, 2017**

Present: Jean Abbott, Susan Allen, Roy Anderson, Dr. Chad Bledsoe, Rochelle Bostic, Steve Brown, Claudia Bulthuis, Jama Dagenhart, Susan Eggleston, Lynn Epps, Chris Harrison, Doni Hatchel, Michele Haywood, Earl Leake, Jeanette McBride, Sandra Miller, Robert Nelson, Lupe Pena, Lynne Russell, Ann Roberts Samsel, Jane Van Sinderen, George Vann, and Korrie Ervin.

Not Present: Katherine Dunlap, Bill Hudson, Lynne Hancock

Mrs. Abbott, Chairman, called the meeting to order at 12:00 p.m.

Mrs. Miller made a motion, seconded by Mr. Leake, to approve the agenda for the February 8, 2017 meeting. The motion carried.

Mrs. Abbott presented the Humanitarian of the Year Award to State Employees Credit Union.

Mrs. Abbott presented the Fundraiser of the Year Award to Mid-South Food Service.

Mrs. Van Sinderen made a motion, seconded by Mrs. Miller, to approve the minutes from the November 9, 2016 Foundation Board Minutes and the January 4, 2017 Email minutes. The motion carried.

Mrs. Abbott presented Appendix C, the recommended changes for the scholarship requirements. Mrs. Hatchel reported that these recommended changes would follow the same guidelines as federal scholarships and would be more beneficial to the students. Mrs. Hatchel gave an overview of the current process for scholarships. Recommendations for Foundation scholarships to be 67% completion per term, 2.0 GPA per term, no minimum hours required for Montgomery Scholars students. Students would be given a warning semester to correct their GPA or completion rate. It is also recommended that there would be no appeal process for Foundation scholarships. It was recommended that adequate progress to graduation in two years be added to the recommendations for Montgomery Scholars students.

Mr. Leake made a motion, seconded by Mrs. Van Sinderen, to approve the recommended changes to the scholarship requirements. The motion carried.

Mrs. Bulthuis recommended that Early College students be eligible for the Montgomery Scholars program.

Mrs. Abbott presented Appendix D, the performance report from Trust Company of North Carolina for the first quarter.

Mrs. Abbott presented an update regarding the Request for Proposals for Investment Firms. In November 2016 requests for proposals were sent to ten investment firms, seven of the ten responded. Due to changes in the Finance Committee, there has been some delay in this process.

She asked the Finance Committee members and any Board member that may be interested in the Finance Committee to stay after the Board meeting.

Mrs. McBride presented Appendix E, the Fund Statement balances as of December 31, 2016. The investment account has experienced a net gain of \$45,320.35 from November to December. The balance as of December 31, 2016 was \$3,109,403.92. She presented that activity in the endowed funds and STIF fund balances. Mrs. Miller made a motion, seconded by Mr. Anderson, to approve the fund statements. The motion carried.

Mrs. McBride presented Appendix F, a report on the Career and College Promise Program and book purchases. There were 232 students enrolled in 417 classes in the Spring 2017 Semester which is the highest enrollment so far in the program. This generated 47 FTE for the college. Invoices has recently been sent to Montgomery County Schools and WesCare Christian Academy for CCP books.

Mrs. Epps presented Appendix G, the new format for the budget review. She noted that the budget is in a different format. The MLK Day On Challenge used \$1,000 to help fund the 10,000 packaged meals that went to local food pantry's.

Mrs. Epps presented Appendix H, a report on the MLK Day On Challenge. Dr. Bledsoe commended Amy Friary for organizing the MLK Day event. The total cost for the event was \$4,000.

Mrs. Epps presented Appendix I, the brochure for legacy bricks. So far, 18 bricks have been sold. The goal is to sell 100 bricks.

Mrs. Epps presented Appendix J, a flyer for the Staff Senate Chili Cook Off. The staff senate has decided to donate the funds raised to the Foundation Scholarship funds.

Mrs. Epps presented Appendix K, the 2017 Calendar of Events.

The Board discussed the 2017 Golf Tournament to be held on April 21. The Board agreed to keep the rate of \$85 per player the same. The Board discussed ways to relate the 50th Anniversary in the Tournament. The Board discussed the need for more publicity for the event. It was recommended to have small yard signs to help with advertising.

Mrs. Epps recommended bringing David Browning back to perform "A Christmas Carol" for a Friendraising event in December. Tentatively, this would be held on December 8, to end the 50th anniversary year. Mrs. Bulthuis made a motion, seconded by Mrs. Miller, to approve the friendraising event. The motion carried.

Mrs. Epps presented a calendar of events she has been involved in since the last meeting and upcoming events.

Mrs. Epps reported that currently, 58% of employees have given to the Annual Fund Drive reaching over \$10,000 pledged by employees. She has added prizes for a drawing for employees that give to the Annual Fund Drive.

Mrs. Epps reported that the Foundation recently helped present on behalf of the college to a Senior Breakfast sponsored by Friends in Focus. Mr. Leake reported that for the first time event this was a success to help seniors see how they can finance their college education.

Mrs. Epps will be meeting with Montgomery County Manager, Matthew Woodard, regarding funding for summer camps at the college.

Josh Floyd has been developing Working Wednesdays to have demonstrations for pottery. The next event will be February 22 from 10 a.m. – 2 p.m.

Mrs. Epps presented Appendix P, the final report of the 2016 Annual Fund Drive.

Mrs. Abbott asked the Board to give 100% to the Annual Fund Drive before asking community members to give to the Foundation. At the May 10 meeting there will be a list of people that Board members may sign up to contact about giving to the Foundation's Annual Fund Drive. She noted that the drive will focus on the 50th Anniversary.

Dr. Bledsoe reported that the college has been approved to offer an Associate in Fine Arts in Music, partnering with Trinity Music Academy; Associate in Engineering, Associate Degree in Nursing and Early College. Dr. Bledsoe attended the SHOT Show in Las Vegas with 32 gunsmithing students in January. The North Carolina Community College System has a new President who is taking a different focus on legislative aspects.

Mrs. Van Sinderen commented on the warmth and family atmosphere of Montgomery Community College.

Mr. Leake reported there is still misinformation in the community about the Early College and getting the correct information to the parents is very important.

Mr. Leake made a motion, seconded by Mr. McRae, to adjourn the meeting. The motion carried.

**Montgomery Community College Foundation
Finance Committee Meeting
February 8, 2017**

Present were Dr. Chad Bledsoe, Claudia Bulhuis, Bill Hudson, Earl Leake, Gary McRae, Jeanette McBride.

The Finance Committee has reviewed the requests for proposals from the investment firms that responded. The top three are First Citizens, Wells Fargo and Trust Company of North Carolina. Mrs. Epps will be scheduling them to interview on February 22.

Mrs. Epps and Mrs. Abbott will be developing a list of questions to ask during the interviews. Committee members were asked to email Mrs. Epps any questions they would like to have asked during the interviews.

There being no further business, the meeting adjourned.

**Finance Committee Meeting
MCC Foundation Board of Directors
February 22, 2017**

Present were Jean Abbott, Dr. Chad Bledsoe, Lynn Epps, Earl Leake and Jeanette McBride.

Presentations were heard from First Citizens, Wells Fargo and Trust Company of North Carolina regarding investment services for the MCC Foundation. Following the presentations, the committee discussed and unanimously selected Well's Fargo as the investment firm for the MCC Foundation. This recommendation will be presented to the Foundation Board at a called meeting on March 7, 2017.

There being no further business, the meeting adjourned.

**Montgomery Community College
Called Foundation Board of Directors Meeting
March 7, 2017**

Present were Jean Abbott, Chad Bledsoe, Claudia Bulthuis, Lynn Epps, Susan Eggleston, Earl Leake, Gary McRae, Sandra Miller, Bill Hudson, and Korrie Ervin.

Mrs. Abbott called the meeting to order.

Dr. Dunlap made a motion, seconded by Mrs. Eggleston, to approve the March 7, 2017 meeting agenda. The motion carried.

Mrs. Abbott reported that the Finance Committee has worked very hard reviewing the investment firms that responded to the request for proposals RFP).

Mr. Leake reported that the Finance Committee sent the RFP to ten investment firms, seven responded. The committee narrowed the seven firms down to three to interview. Trust Company of NC, First Citizens, and Well Fargo were interviewed on February 22. Mr. Leake gave an overview of each firms presentation.

The Finance Committee recommends and Mr. Leake made a motion that the MCC Foundation choose Wells Fargo as the investment firm. Coming from committee, this required no second. Following discussion, the motion carried.

Mrs. Epps presented two mini-grant proposal applications. Marsha Mabry has requested \$100 for two \$50 gift certificates for the student and employee that complete the most Microsoft Office Specialist training certificates before September 7, 2017. The Human Service Club is requesting \$900 to take students to a conference in Charleston, SC. . Mrs. Eggleston made a motion, seconded by Mr. Leake, to approve mini grant requests. The motion carried.

Mrs. Epps presented brochures for the golf tournament. She reported that there are six confirmed hole sponsors at this time.

Mrs. Miller made a motion, seconded by Mrs. Bulthuis, to adjourn the meeting. The motion carried.



Epps, Lynn <eppsl@montgomery.edu>

Apr 25 (7 days ago)

to Jean, Roy, Chad, Claudia, Katie, Susan, Bill, Earl, Jeanette, Gary, Sandra, Jane, anne, Lynne, Adam, Korrie, Michele

Good afternoon,

As we are rolling through the calendar, it looks like our 50th Gala will be on us before we have a chance to turn around. As we have had a small group planning and working on things, it has come to our attention that space is going to be an issue.

With the Early College starting in the Fall as well as renovations in Building 100, the Multi Purpose room and those classroom around it will be full. Our Gala's date was originally set as Friday, September 22nd. As we have now grown and we do not want to displace our students and their learning environment, I am now proposing to move the event to Saturday, September 23rd. This will leave Friday evening to pull down the walls and Saturday to decorate before the event. Walls can then go back up on Sunday so that Monday starts back fresh for the students.

If you could respond back to this email to let me know if you agree with this date change by 4:30 tomorrow afternoon we can move forward with advertising the event.

Thank you,
Lynn



Bulthuis, Claudia

Apr 25 (7 days ago)

to me, Michele, Jane, Adam, Katie, Bill, Lynne, Gary, Korrie, Chad, Susan, Roy, Jeanette, Sandra, Earl, Jean, anne

I agree to the change.



Russell, Lynne A

Apr 25 (7 days ago)

I am in agreement. Thanks, Lynne Russell _____ Lyn...



Bill Hudson <bhudson@montgomeryinsurancenc.com>

Apr 25 (7 days ago)

to me

Bill agrees Saturday is the better option.

T



Gary McRae

Apr 25 (7 days ago)

to me

OK with me.



teggie

Apr 25 (7 days ago)

to me

I agree

Happy Connecting. Sent from my Sprint Samsung Galaxy S® 5



Sandra Miller

Apr 25 (7 days ago)

to me, Jean, Roy, Chad, Claudia, Katie, Susan, Bill, Earl, Jeanette, Gary, Jane, anne, Lynne, Adam, Korrie, Michele

This sounds good to me!

Sandra Miller

Sent from my iPad



Earl Leake

Apr 25 (7 days ago)

to Sandra, me, Jean, Roy, Chad, Claudia, Katie, Susan, Bill, Jeanette, Gary, Jane, anne, Lynne, Adam, Korrie, Michele

I am in agreement with the proposed change. Thanks, Earl

Sent from my iPhone



**Roy
Anderson**

Apr 25 (7 days ago)

The change sounds like the right thing to do. Sent from my iPhone



Katherine Dunlap

Apr 25 (7 days ago)

to me

Sounds great to me! I like Saturday better, anyway.
KD

Katherine M. Dunlap, PhD, MSW
766 Tarry Church Road, Star NC 27356
[910.428.8964](tel:910.428.8964); kmdunlap@embarqmail.com

Bledsoe, Chad

May 1 (1 day ago)

to me

Lynn,

I agree with the proposal.

Chad A. Bledsoe, Ph.D.
President

Montgomery Community College
1011 Page Street
Troy, NC 27371
[\(910\) 898-9601](tel:(910)898-9601)
bledsoec@montgomery.edu

**BOARD OF DIRECTORS
2017-2018**

Jean A. Abbott (2018)
220 Frye Street
Troy, NC 27371
HP# - 572-2445
CP# - 980-322-3382
jeanabbott59@gmail.com

Roy Anderson (2018)
5056 Woodrun on Tillery
Mt. Gilead, NC 27306
HP# 910-439-1769
CP# 704-984-3104
rander07@embarqmail.com

Dr. Chad A. Bledsoe (ex-officio)
1011 Page Street
Troy, NC 27371
WP# - 576-6222, ext. 224
CP# - 910-975-3700
President, MCC
bledsoec@montgomery.edu

Claudia B. Bulthuis (ex-officio)
652 Biscoe Road
Troy, NC 27371
HP# - 572-1812
CP# - 910-571-6256
Trustee, MCC
bulthuis@embarqmail.com

Katherine M. Dunlap, PhD, ACSW (2020)
766 Tarry Church Road
Star, NC 27356
Retired
HP# - 428-8964
kmdunlap@embarqmail.com

Susan P. Eggleston (ex-officio)
PO Box 312
Star, NC 27356
Retired -Teacher
CP# - 864-386-0744
HP# - 428-4896
teggle@embarqmail.com

Bill L. Hudson (2018)
PO Box 890
Biscoe, NC 27209
CP# - 910-220-0752
WP# - 910-428-2161
Montgomery Insurance
bhudson@montgomeryinsurancenc.com

Earl D. Leake (2018)
10705 Sapona Ct.
Charlotte, NC 28277
HP# 704-905-9201
CP# 704-540-8805
Retired, Lance
edleake@hotmail.com

Jeanette D. McBride (ex-officio)
1011 Page Street
Troy, NC 27371
WP# - 576-6222, ext. 218
VP Administrative Services, MCC
mcbridej@montgomery.edu

D. Gary McRae (2020)
McRae Industries
PO Box 1209
Mt. Gilead, NC 27306
HP# - 439-5637
WP# - 439-6147
garym@mcraeindustries.com

Sandra A. Miller (2020)
PO Box 685
Mt. Gilead, NC 27306
HP# - 439-5815
CP# - 910-571-1576
MCC Board of Education
miller.sandra051@gmail.com

Jane Van Sinderen (2019)
PO Box 429
New London, NC 28127
HP# 704-463-1886
hartleyej@aol.com

Anne Roberts Samsel (2019)
2105 East Charlotte Court
Raleigh, NC 27607
HP# 919-782-5348
alwaysanne44@gmail.com

Lynne A. Russell (2020)
Edward Jones
627 Biscoe Road
Troy, NC 27371
CP# - 336-543-7753
c.lynnneatkins@yahoo.com
lynne.russell@edwardjones.com

_____ (ex-efficio)
Faculty Senate Representative
Montgomery Community College
1011 Page Street
Troy, NC 27371
WP# - 576-6222, ext. 305

_____ (ex-efficio)
SGA President
295 Chestnut Drive
Raeford, NC 28376
HP# - 910-584-7200

Lynn S. Epps (ex-officio)
Director of Resource Development
1011 Page Street
Troy, NC 27371
WP# - 576-6222, ext. 209
CP# - 910-220-4222
eppsl@montgomery.edu



MONTGOMERY COMMUNITY COLLEGE FOUNDATION INVESTMENT MANAGEMENT AGENCY

Fiscal Year End: 12/31

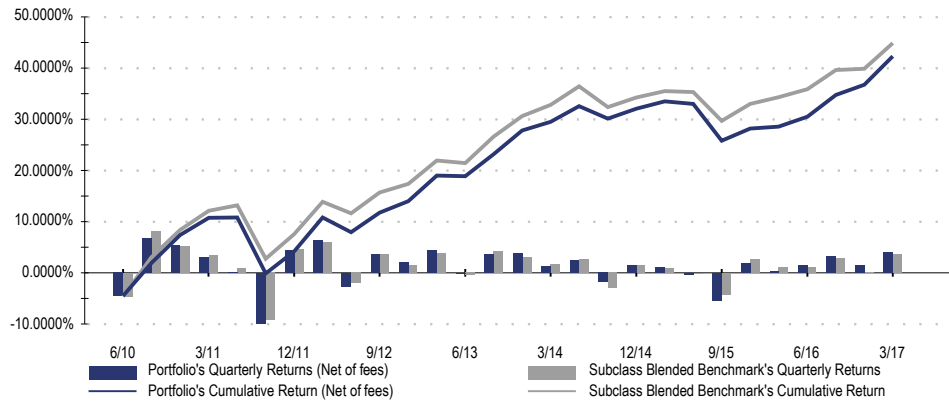
FOR THE PERIOD ENDING: MARCH 31, 2017

The information in this report is believed to be reliable but is not guaranteed. Third party data contained herein may only be used in conjunction with this report and may not be re-distributed to other parties. Such data is provided without warranty and data providers shall have no liability of any kind. Source for any FTSE Data contained herein is FTSE International Limited ("FTSE") © FTSE 2017. For important disclaimers in relation to FTSE Data, please see the relevant attribution and disclaimer requirements at http://www.ftse.com/About_Us/Legal/Attribution_Requirements.jsp. Investment Scorecard incorporates CFA Institute GIPS® standards into its calculation methodology.

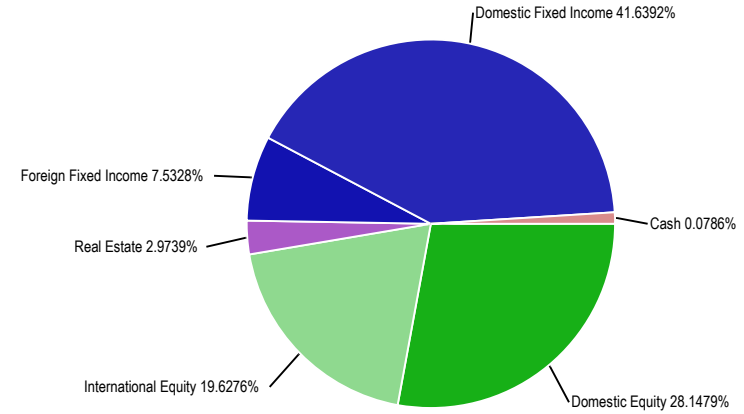
TOTAL PORTFOLIO SUMMARY - REPORT PERIOD: 4/1/10 TO 3/31/17

MONTGOMERY C C FOUNDATION IMA

PORTFOLIO RETURNS



ALLOCATION (BY CLASS)



PORTFOLIO SUMMARY

| | LAST MONTH | YEAR TO DATE | LAST 12 MONTHS | LAST 3 YEARS ¹ | LAST 5 YEARS ¹ | REPORT PERIOD ¹ |
|--------------------------------------|----------------|----------------|-----------------|---------------------------|---------------------------|----------------------------|
| Beginning Value ² | 2,951,976 | 2,852,297 | 2,679,575 | 2,756,804 | 2,185,685 | 1,810,813 |
| Net Contributions & Withdrawals | -27,346 | -21,682 | -20,800 | -79,679 | 104,841 | 272,268 |
| Fees | 1,687 | 4,997 | 21,697 | 71,383 | 114,589 | 150,443 |
| Investment Gain or Loss ² | 23,423 | 120,748 | 309,288 | 340,623 | 770,429 | 1,013,727 |
| Ending Value ² | 2,946,366 | 2,946,366 | 2,946,366 | 2,946,366 | 2,946,366 | 2,946,366 |
| TOTAL PORTFOLIO (Net of fees) | 0.7380% | 4.0552% | 10.6884% | 3.2038% | 5.1335% | 5.1715% |
| <i>Subclass Blended Benchmark</i> | <i>0.5639%</i> | <i>3.5503%</i> | <i>7.8420%</i> | <i>2.9331%</i> | <i>4.9301%</i> | <i>5.4376%</i> |

¹ Annualized Return

² Values include Accrued Income.

TOTAL PORTFOLIO ALLOCATION - REPORT PERIOD: 4/1/10 TO 3/31/17

MONTGOMERY C C FOUNDATION IMA

| MACRO | CLASS | SUBCLASS | BEGINNING MARKET VALUE ¹ | NET CONTRIBUTIONS/ WITHDRAWALS | NET GAIN/ LOSS ¹ | ACCRUALS | ENDING MARKET VALUE ¹ | CURRENT PORTFOLIO ALLOCATION |
|------------------------|-----------------------|--------------------------|---|--------------------------------------|-----------------------------------|--------------|--|------------------------------------|
| CASH | | | - | 2,316 | - | - | 2,316 | 0.0786% |
| | Cash | Cash | - | 2,316 | - | - | 2,316 | 0.0786% |
| EQUITY | | | 834,564 | -201,746 | 774,822 | 393 | 1,407,640 | 47.7755% |
| | Domestic Equity | | 562,809 | -363,686 | 630,217 | 30 | 829,340 | 28.1479% |
| | | Large Cap Growth Funds | - | 290,171 | 41,767 | - | 331,938 | 11.2660% |
| | | Large Cap Value Funds | 187,610 | -67,226 | 231,989 | - | 352,373 | 11.9596% |
| | | Small Cap Growth Funds | - | 66,217 | 7,410 | - | 73,627 | 2.4989% |
| | | Small Cap Value Funds | - | 62,380 | 9,021 | 30 | 71,402 | 2.4234% |
| | International Equity | | 271,756 | 161,940 | 144,605 | 363 | 578,301 | 19.6276% |
| | | Developed Large Cap | 90,483 | 73,148 | 47,070 | 363 | 210,701 | 7.1512% |
| | | Developed Small Cap | 44,689 | 7,646 | 37,678 | - | 90,013 | 3.0551% |
| | | International Equities | 44,761 | 133,363 | 38,581 | - | 216,706 | 7.3550% |
| | | Emerging Market Equities | 64,382 | -20,261 | 16,760 | - | 60,881 | 2.0663% |
| FIXED INCOME | | | 879,430 | 423,280 | 146,077 | 3,666 | 1,448,786 | 49.1720% |
| | Foreign Fixed Income | World Bond | 418,875 | -270,358 | 73,427 | - | 221,945 | 7.5328% |
| | Domestic Fixed Income | | 460,555 | 693,637 | 72,650 | 3,666 | 1,226,842 | 41.6392% |
| | | US Government | 208,465 | -119,771 | 28,396 | 223 | 117,089 | 3.9740% |
| | | US Government-Treasury | - | 57,567 | 1,006 | 116 | 58,573 | 1.9880% |
| | | Short Bond | 209,045 | 90,405 | 23,331 | 1,237 | 322,781 | 10.9552% |
| | | Intermediate Bond | - | 230,573 | 4,696 | 828 | 235,269 | 7.9850% |
| | | Nontraditional Bond | - | 223,685 | 11,572 | 214 | 235,258 | 7.9847% |
| | | Taxable Money Market | 43,045 | -7,791 | 254 | 16 | 35,509 | 1.2052% |
| | | Preferred | - | 218,969 | 3,395 | 1,032 | 222,364 | 7.5471% |
| REAL ESTATE | | | 96,819 | -102,024 | 92,828 | - | 87,623 | 2.9739% |
| | Real Estate | | 96,819 | -102,024 | 92,828 | - | 87,623 | 2.9739% |
| | | Domestic | 96,819 | -130,143 | 91,143 | - | 57,819 | 1.9624% |
| | | International | - | 28,120 | 1,685 | - | 29,805 | 1.0116% |
| TOTAL PORTFOLIO | | | 1,810,813 | 272,268 | 1,013,727 | 4,059 | 2,946,366 | 100.0000% |

¹ Values include Accrued Income.

TOTAL PORTFOLIO PERFORMANCE - REPORT PERIOD: 4/1/10 TO 3/31/17

MONTGOMERY C C FOUNDATION IMA

| MACRO | SUBCLASS | ENDING MARKET VALUE ² | CURRENT PORTFOLIO ALLOCATION | LAST MONTH | YEAR TO DATE | LAST 12 MONTHS | LAST 3 YEARS ¹ | LAST 5 YEARS ¹ | REPORT PERIOD ¹ |
|--------------|---|----------------------------------|------------------------------|------------|----------------------|----------------------|---------------------------|---------------------------|----------------------------|
| CASH | | 2,316 | 0.0786% | 0.0000% | 0.0000% | 0.0000% | 0.0000% | 0.0000% | 0.0000% |
| | Cash | 2,316 | 0.0786% | 0.0000% | 0.0000% | 0.0000% | 0.0000% | 0.0000% | 0.0000% |
| | <i>Not Applicable</i> | | | 0.0000% | 0.0000% | 0.0000% | 0.0000% | 0.0000% | 0.0000% |
| EQUITY | | 1,407,640 | 47.7755% | 1.4619% | 7.2611% | 20.5072% | 5.6163% | 10.7874% | 10.0474% |
| | Large Cap Growth Funds | 331,938 | 11.2660% | 1.3195% | 9.5933% | 15.9162% | 6.6739% ³ | 6.6739% ³ | 6.6739% ³ |
| | <i>Russell 1000 Growth Index</i> | | | 1.1566% | 8.9084% | 15.7564% | 8.4670% ³ | 8.4670% ³ | 8.4670% ³ |
| | Large Cap Value Funds | 352,373 | 11.9596% | -0.9317% | 3.5291% | 23.6063% | 9.1715% | 14.8943% | 13.3113% |
| | <i>Russell 1000 Value Index</i> | | | -1.0185% | 3.2688% | 19.2227% | 8.6719% | 13.1289% | 12.1818% |
| | Small Cap Growth Funds | 73,627 | 2.4989% | 0.4460% | 6.0276% | 19.7251% | 2.9552% ³ | 2.9552% ³ | 2.9552% ³ |
| | <i>Russell 2000 Growth Index</i> | | | 1.1844% | 5.3489% | 23.0341% | 4.2042% ³ | 4.2042% ³ | 4.2042% ³ |
| | Small Cap Value Funds | 71,402 | 2.4234% | -1.1371% | -1.3487% | 24.0978% | 6.4608% ³ | 6.4608% ³ | 6.4608% ³ |
| | <i>Russell 2000 Value Index</i> | | | -0.8467% | -0.1298% | 29.3673% | 8.7419% ³ | 8.7419% ³ | 8.7419% ³ |
| | Developed Large Cap | 210,701 | 7.1512% | 2.4878% | 6.5910% | 18.0770% | -0.2091% | 5.3105% | 3.8097% |
| | <i>MSCI EAFE Net Index</i> | | | 2.7529% | 7.2454% | 11.6743% | 0.4965% | 5.8291% | 4.7220% |
| | Developed Small Cap | 90,013 | 3.0551% | 2.4070% | 8.3961% | 14.1918% | 3.6683% | 8.9709% | 8.3309% |
| | <i>MSCI EAFE Small Cap (Net)</i> | | | 2.0001% | 7.9704% | 10.9874% | 3.5988% | 9.1965% | 8.2885% |
| | International Equities | 216,706 | 7.3550% | 5.3163% | 6.0293% ³ | 6.0293% ³ | -0.1425% ³ | 12.5538% ³ | 9.2419% ³ |
| | <i>MSCI EAFE Net Index</i> | | | 2.7529% | 4.2222% ³ | 4.2222% ³ | 5.9406% ³ | 11.0474% ³ | 7.5116% ³ |
| | Emerging Market Equities | 60,881 | 2.0663% | 2.7423% | 14.1963% | 25.9892% | 4.3565% | 3.4093% | 3.4174% |
| | <i>MSCI Emerging Mkts Index-Net</i> | | | 2.5244% | 11.4451% | 17.2151% | 1.1752% | 0.8055% | 1.6898% |
| FIXED INCOME | | 1,448,786 | 49.1720% | 0.3785% | 1.5626% | 4.0704% | 1.8244% | 1.4235% | 1.7127% |
| | World Bond | 221,945 | 7.5328% | 0.9649% | 2.6455% | 6.4741% | 2.0035% | 1.4406% | 1.3591% |
| | <i>BBG BARC 1-3 Global Aggregate Index</i> | | | 0.2712% | 1.7476% | -1.5359% | -2.5950% | -1.4705% | -0.2627% |
| | US Government | 117,089 | 3.9740% | 0.0446% | 0.3417% | 0.3260% | 1.1710% ³ | 0.9196% ³ | 1.7097% ³ |
| | <i>BBG BARC 1-3 Year Govt Index</i> | | | 0.0418% | 0.2803% | 0.2535% | 0.7672% ³ | 0.6628% ³ | 0.9427% ³ |
| | US Government-Treasury | 58,573 | 1.9880% | 0.1037% | 0.3491% | 0.2536% | 0.7984% ³ | 0.7984% ³ | 0.7984% ³ |
| | <i>BBG BARC 1-3 Year Treasury Index</i> | | | 0.0438% | 0.2724% | 0.2358% | 0.6010% ³ | 0.6010% ³ | 0.6010% ³ |
| | Short Bond | 322,781 | 10.9552% | 0.2909% | 0.9604% | 1.9838% | 1.3242% | 0.9997% | 0.9621% |
| | <i>BBG BARC 1-3 Year Aggregate Bond Index</i> | | | 0.0600% | 0.4093% | 0.7408% | 0.9528% | 0.9341% | 1.2105% |
| | Intermediate Bond | 235,269 | 7.9850% | 0.0113% | 0.5245% | 1.5790% | 1.2945% ³ | 1.2945% ³ | 1.2945% ³ |
| | <i>BBG BARC Aggregate Bond Index</i> | | | -0.0524% | 0.8167% | 0.4405% | 1.1040% ³ | 1.1040% ³ | 1.1040% ³ |

¹ Annualized Return² Values include Accrued Income.³ Assets held less than the column period.

TOTAL PORTFOLIO PERFORMANCE - REPORT PERIOD: 4/1/10 TO 3/31/17

MONTGOMERY C C FOUNDATION IMA

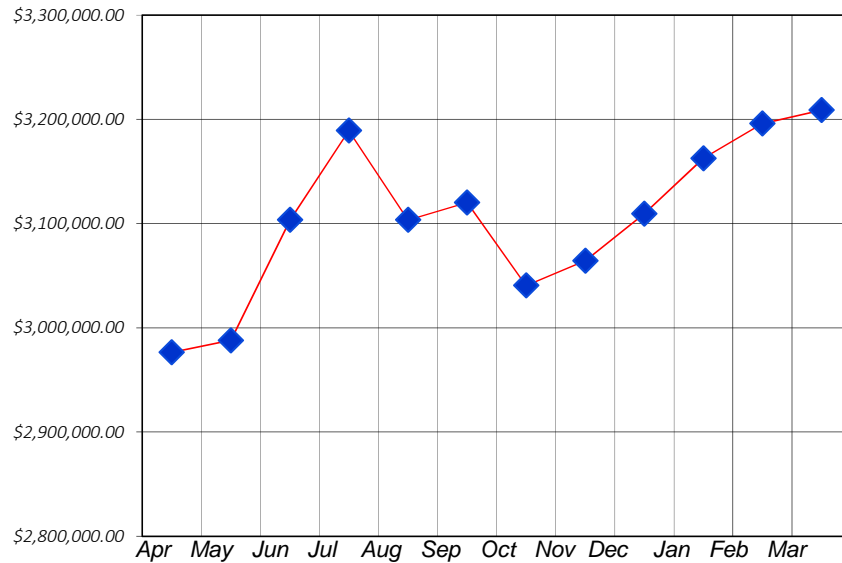
| MACRO | SUBCLASS | ENDING MARKET VALUE ² | CURRENT PORTFOLIO ALLOCATION | LAST MONTH | YEAR TO DATE | LAST 12 MONTHS | LAST 3 YEARS ¹ | LAST 5 YEARS ¹ | REPORT PERIOD ¹ |
|--------------------------------------|--|--|------------------------------------|-----------------|----------------------------|----------------------------|------------------------------|------------------------------|-------------------------------|
| FIXED INCOME (cont.) | | | | | | | | | |
| | Nontraditional Bond | 235,258 | 7.9847% | 0.2988% | 2.0948% | 9.4928% | 2.1109% ³ | 2.1109% ³ | 2.1109% ³ |
| | <i>BBA LIBOR USD 3 Month</i> | | | <i>0.0953%</i> | <i>0.2688%</i> | <i>0.8732%</i> | <i>0.6458%³</i> | <i>0.6458%³</i> | <i>0.6458%³</i> |
| | Taxable Money Market | 35,509 | 1.2052% | 0.0238% | 0.0962% | 0.2933% | 0.1159% | 0.0745% | 0.0614% |
| | <i>BBG BARC 3 Month Treasury</i> | | | <i>0.0134%</i> | <i>0.1051%</i> | <i>0.3711%</i> | <i>0.1837%</i> | <i>0.1540%</i> | <i>0.1446%</i> |
| | <i>Bellwether Index</i> | | | | | | | | |
| | Preferred | 222,364 | 7.5471% | 0.6988% | 1.5479% ³ | 1.5479% ³ | 1.5479% ³ | 1.5479% ³ | 1.5479% ³ |
| | <i>BofA Merrill Lynch Fixed Rate</i> | | | <i>0.6425%</i> | <i>2.4778%³</i> | <i>2.4778%³</i> | <i>2.4778%³</i> | <i>2.4778%³</i> | <i>2.4778%³</i> |
| | <i>Preferred Index</i> | | | | | | | | |
| REAL ESTATE | | 87,623 | 2.9739% | -2.6061% | 1.9220% | 2.2458% | 9.2449% | 9.1294% | 11.7569% |
| | Domestic | 57,819 | 1.9624% | -4.3714% | 0.7656% | 3.8325% | 10.2785% | 9.7477% | 12.2088% |
| | <i>FTSE NAREIT All Equity REIT Index</i> | | | <i>-1.5737%</i> | <i>2.5472%</i> | <i>5.2504%</i> | <i>10.5588%</i> | <i>10.3199%</i> | <i>12.4503%</i> |
| | International | 29,805 | 1.0116% | 1.0309% | 4.2553% | -0.9541% | -0.5103% ³ | -0.5103% ³ | -0.5103% ³ |
| | <i>FTSE EPRA/NAREIT Developed ex</i> | | | <i>0.1319%</i> | <i>4.8765%</i> | <i>1.5039%</i> | <i>-0.1887%³</i> | <i>-0.1887%³</i> | <i>-0.1887%³</i> |
| | <i>US Index</i> | | | | | | | | |
| TOTAL PORTFOLIO (Net of fees) | | 2,946,366 | 100.0000% | 0.7380% | 4.0552% | 10.6884% | 3.2038% | 5.1335% | 5.1715% |
| | <i>Subclass Blended Benchmark</i> | | | <i>0.5639%</i> | <i>3.5503%</i> | <i>7.8420%</i> | <i>2.9331%</i> | <i>4.9301%</i> | <i>5.4376%</i> |

¹ Annualized Return² Values include Accrued Income.³ Assets held less than the column period.

Montgomery Community College Foundation Funds Statement FY 2016-2017

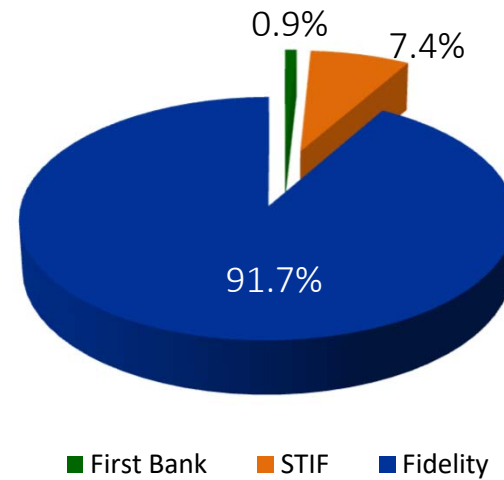
| | Fiscal Year To Date 7/1/2016 thru 6/30/2017 | | | | Month of March 2017 | | | |
|--------------------------------|---|--------------|---------------|----------------|---------------------|--------------|-------------|----------------|
| | Trust Co. of NC | STIF | First Bank | Total | Trust Co. of NC | STIF | First Bank | Total |
| Beginning Value | \$2,742,627.59 | \$242,843.84 | \$117,963.19 | \$3,103,434.62 | \$2,948,812.15 | \$232,268.36 | \$14,932.41 | \$3,196,012.92 |
| Receipts | | | | | | | | |
| Interest/Gains | \$52,839.09 | \$1,898.03 | \$3.95 | \$54,741.07 | \$6,547.91 | \$223.60 | \$0.30 | \$6,771.81 |
| Deposits | \$22,441.69 | \$144,812.03 | \$106,812.94 | \$274,066.66 | \$0.00 | \$9,426.05 | \$18,456.65 | \$27,882.70 |
| Total Receipts | \$75,280.78 | \$146,710.06 | \$106,816.89 | \$328,807.73 | \$6,547.91 | \$9,649.65 | \$18,456.95 | \$34,654.51 |
| Disbursements | | | | | | | | |
| Withdrawals/Fees | \$94,814.32 | \$151,021.79 | \$196,948.06 | \$442,784.17 | \$29,033.40 | \$3,385.90 | \$5,557.34 | \$37,976.64 |
| Total Disbursements | \$94,814.32 | \$151,021.79 | \$196,948.06 | \$442,784.17 | \$29,033.40 | \$3,385.90 | \$5,557.34 | \$37,976.64 |
| Market Value Net Change | \$219,212.87 | \$0.00 | \$0.00 | \$219,212.87 | \$15,980.26 | \$0.00 | \$0.00 | \$15,980.26 |
| Ending Value | \$2,942,306.92 | \$238,532.11 | \$27,832.02 | \$3,208,671.05 | \$2,942,306.92 | \$238,532.11 | \$27,832.02 | \$3,208,671.05 |
| Net Change | \$199,679.33 | (\$4,311.73) | (\$90,131.17) | \$105,236.43 | (\$6,505.23) | \$6,263.75 | \$12,899.61 | \$12,658.13 |

Foundation Funds Value



Jul 2016 - Jun 2017

Foundation Funds Distribution



STIF Balance
January - March 2017

Appendix I

| STIF Account: | Dec 2016 Balance | Jan 2017 Contributions | Jan 2017 Expenses | Jan 2017 Balance | Feb 2017 Contributions | Feb 2017 Expenses | Feb 2017 Balance | Mar 2017 Contributions | Mar 2017 Expenses | Mar 2017 Balance |
|--|---------------------|---------------------------|----------------------|---------------------|---------------------------|----------------------|---------------------|---------------------------|----------------------|---------------------|
| Accounting Program | 125.00 | | | 125.00 | | | 125.00 | | | 125.00 |
| Alexander Julian Scholarship for Carolina Craft Excellence | 180.00 | | | 180.00 | | | 180.00 | | | 180.00 |
| Allied Health Bldg. | 12,085.08 | 75.00 | | 12,160.08 | 25.00 | | 12,185.08 | | | 12,185.08 |
| American Firearms and Shooting Foundation Scholarship | - | | | - | | | - | | | - |
| Bear Paw Rifle Merit Scholarship | - | | | - | | | - | | | - |
| Bell Tower | 510.04 | | | 510.04 | | | 510.04 | | | 510.04 |
| Bernice McRae Memorial Scholarship | 3,000.00 | | | 3,000.00 | | | 3,000.00 | | | 3,000.00 |
| William "Bill" R. Muse, Jr. Memorial Scholarship | 196.40 | | | 196.40 | | | 196.40 | | | 196.40 |
| BLET Program | 75.00 | | | 75.00 | | | 75.00 | | | 75.00 |
| Brownells Gunsmithing Scholarships | 4,000.00 | 2,000.00 | | 6,000.00 | | | 6,000.00 | | 4,000.00 | 2,000.00 |
| Bruce Turner Continuing Education Scholarships | 548.99 | 38.00 | | 586.99 | 103.00 | | 689.99 | | | 689.99 |
| Business Tech Scholarship | 1,255.00 | | | 1,255.00 | | | 1,255.00 | | | 1,255.00 |
| Career and College Promise Program | 285.00 | 45.00 | | 330.00 | 95.00 | | 425.00 | | | 425.00 |
| Chi Sigma Club Scholarship | - | | | - | | | - | | | - |
| Child Study Club Scholarship | 100.00 | | | 100.00 | | | 100.00 | | | 100.00 |
| College Transfer AA Program | 208.05 | 10.00 | | 218.05 | 100.00 | | 318.05 | | | 318.05 |
| Community Involvement | - | | | - | 120.00 | | 120.00 | 375.00 | | 495.00 |
| Computer Information Technology Program | 428.32 | 12.00 | | 440.32 | 62.00 | | 502.32 | | | 502.32 |
| Continuing Ed. Art Class Assistance | 1,429.00 | | | 1,429.00 | | | 1,429.00 | | | 1,429.00 |
| Counseling & Career Development Center | 716.80 | | | 716.80 | 65.00 | | 781.80 | | | 781.80 |
| Cross Cut Saw | 950.00 | | | 950.00 | | | 950.00 | | | 950.00 |
| Dental Assisting Program | 1,940.00 | | | 1,940.00 | | | 1,940.00 | | | 1,940.00 |
| Dianne G. Nelson Scholarship Fund | 1,995.00 | 10.00 | | 2,005.00 | 270.00 | | 2,275.00 | | | 2,275.00 |
| Donnie Lee Little, Jr. Merit Scholarship | 25.00 | | | 25.00 | | | 25.00 | 30.00 | | 55.00 |
| Dr. Charles Highsmith Nurses Scholarship-NCCF | 536.40 | | | 536.40 | | | 536.40 | | | 536.40 |
| Early Childhood Program Merit Scholarship | 1,570.00 | 10.00 | | 1,580.00 | | | 1,580.00 | | 280.00 | 1,300.00 |
| Electrical/Electronics Program | 800.00 | | | 800.00 | 10.00 | | 810.00 | | | 810.00 |
| Emergency Financial Aid | 2,525.00 | | 161.00 | 2,364.00 | 20.00 | | 2,384.00 | | | 2,384.00 |
| Employee Memorial Garden | 43.19 | | | 43.19 | | | 43.19 | | | 43.19 |
| Entrance Landscaping | 829.33 | | | 829.33 | | | 829.33 | | | 829.33 |

STIF Balance
January - March 2017

| | | | | | | | |
|---|-----------|----------|-----------------|--------|----------|-----------|------------------------|
| FACTS (eCashier) | 5,000.00 | | 5,000.00 | | 5,000.00 | | 5,000.00 |
| Faculty and Staff Upgrades | | | | 119.67 | | 119.67 | 119.67 |
| Food Service Technologies | 120.00 | | 120.00 | | | 120.00 | 120.00 |
| Forestry Building | - | | - | | | - | - |
| Forestry Program | - | | - | | | - | - |
| Friend Raising Events | 285.00 | | 285.00 | | | 285.00 | 285.00 |
| Friends of NRA Gunsmithing Scholarship | 4,537.00 | | 4,537.00 | | | 4,537.00 | 4,500.00 37.00 |
| Friends of the Library | 1,963.06 | | 1,963.06 | 19.67 | | 1,982.73 | 1,982.73 |
| High School Equivalency Testing Fees Assistance | 180.00 | 15.00 | 195.00 | 100.00 | | 295.00 | 295.00 |
| Gelynda T. Capel Scholarship Endowment (NCCF) | - | | - | | | - | - |
| General Building Fund | 4,307.33 | | 4,307.33 | | | 4,307.33 | 4,307.33 |
| Glenn & Lynne Hancock Scholarship | - | | - | | | - | - |
| Gunsmithing Program | 13,883.12 | | 13,883.12 | | | 13,883.12 | 20.00 500.00 13,403.12 |
| Harold & Carolyn VanDerveer Named Scholarship | 1,097.00 | | 1,097.00 | | | 1,097.00 | 1,097.00 |
| Human Services Program | 360.00 | 10.00 | 370.00 | 10.00 | | 380.00 | 380.00 |
| Hunters Helping Kids Merit Scholarship | 25.00 | | 25.00 | | | 25.00 | 25.00 |
| HVAC Program | 970.69 | | 970.69 | 109.84 | | 1,080.53 | 1,080.53 |
| J. & M. Hickman Scholarship | - | | - | | | - | - |
| JF and Jean Allen Family Scholarship-NCCF | - | | - | | | - | - |
| Leadership Montgomery | 1,612.25 | 8.57 | 1,620.82 | | | 1,620.82 | 196.00 1,424.82 |
| Legacy Bricks | | 100.00 | 100.00 | 900.00 | | 1,000.00 | 2,150.00 3,150.00 |
| Legacy Gift | - | | 113.61 (113.61) | | | (113.61) | (113.61) |
| Lenue Tyson James Memorial Scholarship | 835.00 | | 835.00 | | | 835.00 | 835.00 |
| Lola Shelton James Memorial Scholarship | - | | - | | | - | - |
| Medical Assisting Program | 671.50 | 10.00 | 681.50 | 30.00 | | 711.50 | 711.50 |
| Metal Engraving | 232.95 | | 232.95 | | | 232.95 | 232.95 |
| MidwayUSA Firearms Fund | 160.29 | | 160.29 | | | 160.29 | 160.29 |
| Minority Male Mentoring Program | 1,060.42 | 20.00 | 1,080.42 | 20.00 | | 1,100.42 | 1,100.42 |
| Minority Male Mentoring Scholarship | 910.00 | | 910.00 | | | 910.00 | 910.00 |
| MLK Day On Challenge | 50.00 | 2,000.00 | 2,000.00 | 50.00 | 50.00 | 100.00 | 100.00 |
| Morgan-Hutchinson Scholarship in Arts and Sciences | 125.00 | | 125.00 | 75.00 | | 200.00 | 200.00 |
| Mr. and Mrs. William B. Landon Scholarship | - | | - | | | - | - |

STIF Balance
January - March 2017

Appendix I

| | | | | | | | | | |
|---|------------|----------|-----------|-----------|----------|-----------|----------|----------|------------|
| Mt. Gilead Civitan Club Scholarship | - | | - | | - | | | - | |
| Mt. Gilead Lions Club Scholarship | - | | - | | - | | | - | |
| Multi-Purpose Room Repairs | 493.76 | | 493.76 | | 493.76 | | | 493.76 | |
| Nancy Capel - NCCF funds: anonymous | 1,660.00 | | 1,660.00 | | 1,660.00 | | | 1,660.00 | |
| NRA Foundation Gunsmithing Scholarship | 4,443.00 | | 4,443.00 | | 3,015.80 | 1,427.20 | 6,000.00 | 7,427.20 | |
| Nurse Pinning Ceremony | 4,844.58 | 35.00 | 4,879.58 | 35.00 | 4,914.58 | | | 4,914.58 | |
| Nursing Program | 30.00 | | 30.00 | | 30.00 | | | 30.00 | |
| GENeral Building Fund | - | | - | | - | | | - | |
| Open House | 14.21 | | 14.21 | | 14.21 | | | 14.21 | |
| OST Program | 30.66 | | 30.66 | | 30.66 | | | 30.66 | |
| PERSIST Program | - | | - | | - | | | - | |
| Pottery Program | 1,957.34 | 250.00 | 1,707.34 | | 100.00 | 1,607.34 | 806.05 | 275.00 | 2,138.39 |
| Pottery Scholarship | 1,405.86 | | 1,405.86 | | | 1,405.86 | 45.00 | 300.00 | 1,150.86 |
| Problem Gambling Grant | - | | - | | 30.00 | (30.00) | | 2,639.90 | (2,669.90) |
| Professional Development | 22.39 | | 22.39 | | | 22.39 | | | 22.39 |
| Quik Chek Named Scholarship NCCF | - | | - | | - | | | | - |
| Relay for Life | - | | - | | - | | | | - |
| Ribbon of Hope Grant | 1,915.63 | | 1,915.63 | | | 1,915.63 | | | 1,915.63 |
| Sales Tax Reimbursement | (6,683.48) | 6,683.48 | - | | | - | | | - |
| Sandhills Dental Assistant Society Scholarship | 2,000.00 | 10.00 | 2,010.00 | 10.00 | | 2,020.00 | | | 2,020.00 |
| SIM Man-Cannon Foundation | 72.60 | - | 72.60 | | | 72.60 | | | 72.60 |
| Shooting & Hunting Sports Mgmt | 69,497.61 | | 187.09 | 69,310.52 | | 69,310.52 | | | 69,310.52 |
| Trailblazer Shooting Club | 628.24 | 10.00 | 638.24 | 10.00 | | 648.24 | | | 648.24 |
| Shooting Range | 70,030.00 | | 70,030.00 | | | 70,030.00 | | | 70,030.00 |
| Student Competition Fund | - | | - | | | - | | | - |
| Student Union/Sports Courts | 151.82 | | 151.82 | | | 151.82 | | | 151.82 |
| Summer Camp - Forestry | 75.00 | | 75.00 | | | 75.00 | | | 75.00 |
| Summer Camp - Photography | 87.31 | | 87.31 | | | 87.31 | | | 87.31 |
| Summer Camp - Clay | 49.50 | | 49.50 | | | 49.50 | | | 49.50 |
| Taxidermy Program | 30.00 | | 30.00 | 9.83 | | 39.83 | | | 39.83 |
| Theodore C. Sanders Gunsmithing Scholarship | 3,750.00 | | 3,750.00 | | | 3,750.00 | | 3,700.00 | 50.00 |
| Troy Rotary | - | | - | | | - | | | - |

STIF Balance
January - March 2017

Appendix I

| | | | | | | | | | | |
|--|------------|-----------|----------|------------|----------|----------|------------|----------|-----------|------------|
| Walmart Scholarship | - | | - | | - | | - | | - | |
| Win & Elizabeth Dozier Named Scholarship | 800.00 | | 800.00 | | 800.00 | | 800.00 | | 800.00 | |
| Women's Minority Mentoring (Women of Empowerment) | 323.13 | | 323.13 | | 323.13 | | 323.13 | | 323.13 | |
| Woodrow W. Robinson Scholarship Endowment (NCCF) | 370.00 | | 370.00 | | 370.00 | | 370.00 | 370.00 | - | |
| Accumulated Interest | 4,924.76 | 178.71 | 5,103.47 | 184.96 | 5,288.43 | 223.60 | 5,512.03 | | | |
| BB & T Bank ERROR | - | | - | | - | | - | | - | |
| Fund Balance | 237,666.13 | 11,280.76 | 2,711.70 | 246,235.19 | 2,553.97 | 3,145.80 | 245,643.36 | 9,649.65 | 16,760.90 | 238,532.11 |

ENDOWED Balance
As of March 31, 2017

Appendix I

| Fund Name | Dec 2016 Balance | Jan 2017 Contributions | Jan 2017 Expenses | Jan 2017 Inv. Gains/Losses | Jan 2017 Balance | Feb 2017 Contributions | Feb 2017 Inv. Gains/Losses | Feb 2017 Balance | Mar 2017 Contributions | Mar 2017 Expenses | Mar 2017 Inv. Gains/Losses | Mar 2017 Balance |
|---|------------------|------------------------|-------------------|----------------------------|------------------|------------------------|----------------------------|------------------|------------------------|-------------------|----------------------------|------------------|
| Interest(Gain/Loss less Contributions) | | | | 44,837.64 | | | 48,510.94 | | | | 20,841.07 | |
| Alan Gutschmit Early Childhood Endowed Scholarship | 13,683.30 | | | 214.93 | 13,898.23 | | 232.46 | 14,130.69 | | | 100.67 | 14,231.36 |
| American Custom Gunmakers Guild Education Foundation Scholarship | 23,661.53 | | | 371.66 | 24,033.19 | | 401.98 | 24,435.17 | | | 174.08 | 24,609.25 |
| Andy Speer Taxidermy Endowed Scholarship | 4,980.64 | 115.00 | | 80.04 | 5,175.68 | 160.00 | 89.25 | 5,424.93 | | | 38.65 | 5,463.58 |
| Anna Hollers Montgomery Scholars Program Endowed Scholarship | 16,092.70 | | | 252.77 | 16,345.47 | | 273.40 | 16,618.87 | | | 118.40 | 16,737.27 |
| Becky W. and Eben R. Wallace, Jr. Criminal Justice Endowed Scholarship | 15,648.70 | | | 245.80 | 15,894.50 | | 265.85 | 16,160.35 | | | 115.13 | 16,275.48 |
| Better Burger Endowed Scholarship | 13,417.10 | | | 210.75 | 13,627.85 | | 227.94 | 13,855.79 | | | 98.71 | 13,954.50 |
| Betty M. Reynolds Endowed Scholarship | 4,695.67 | | | 73.76 | 4,769.43 | | 79.77 | 4,849.20 | | | 34.55 | 4,883.75 |
| Bill and Patsy Maness Family Endowed Scholarship (2) | 22,660.05 | | | 355.93 | 23,015.98 | | 384.97 | 23,400.95 | | | 166.72 | 23,567.67 |
| Blanche Bray Farlowe Endowed Scholarship | 12,834.07 | 500.00 | | 209.44 | 13,543.51 | - | 226.53 | 13,770.04 | | | 98.10 | 13,868.14 |
| Brady and Joan Dickson Endowed Scholarship | 19,219.32 | | | 301.88 | 19,521.20 | | 326.51 | 19,847.71 | | | 141.40 | 19,989.11 |
| Branson and Lorraine McRae Montgomery Scholars Program Endowed Scholarships | 38,104.75 | | | 598.52 | 38,703.27 | | 647.36 | 39,350.63 | 300.00 | | 282.48 | 39,933.11 |
| Brenda Chriscoe Ritter Endowed Scholarship | 11,258.31 | | | 176.84 | 11,435.15 | | 191.27 | 11,626.42 | | | 82.83 | 11,709.25 |
| Brittany C. Maness Honorary Endowed Scholarship | 12,457.95 | | | 195.68 | 12,653.63 | | 211.65 | 12,865.28 | | | 91.66 | 12,956.94 |
| Bulthuis Endowed Scholarship | 16,133.46 | | | 253.41 | 16,386.87 | | 274.09 | 16,660.96 | 500.00 | | 122.26 | 17,283.22 |
| Capel Incorporated Endowed Scholarship | 56,234.70 | | | 883.29 | 57,117.99 | | 955.37 | 58,073.36 | | | 413.73 | 58,487.09 |
| Capel, Capel, and Hric Montgomery Scholars Program Endowed Scholarship | 20,445.20 | 150.00 | | 323.49 | 20,918.69 | - | 349.89 | 21,268.58 | | | 151.52 | 21,420.10 |
| Chris Deaton, Jodie Noah, Brandon Simmons and Austin Williams Memorial Endowed Scholarship | 18,990.80 | | | 298.29 | 19,289.09 | | 322.63 | 19,611.72 | | | 139.72 | 19,751.44 |
| Claire Menard Students Helping Students Endowment | 12,115.06 | | | 190.29 | 12,305.35 | | 205.82 | 12,511.17 | | | 89.13 | 12,600.30 |
| Clay Vance Richardson Memorial Endowed Scholarship | 13,561.95 | | | 213.02 | 13,774.97 | | 230.40 | 14,005.37 | | | 99.78 | 14,105.15 |
| Kelly Stafford, Emily Hamilton, Stacey Stafford and Daniel Hamilton Honorary Endowed Scholarship | 11,335.57 | | | 178.05 | 11,513.62 | - | 192.58 | 11,706.20 | | | 83.40 | 11,789.60 |
| Drs. Joseph Reese Blair and Claudia B. Blair Endowed Scholarship | 57,167.25 | 2,500.00 | | 937.21 | 60,604.46 | - | 1,013.68 | 61,618.14 | | | 438.99 | 62,057.13 |
| DTE Energy Endowed Scholarship | 10,241.56 | | | 160.87 | 10,402.43 | - | 173.99 | 10,576.42 | | | 75.35 | 10,651.77 |
| Earle and Jean Connelly Scholarship Endowment | 51,331.42 | | | 806.27 | 52,137.69 | | 872.06 | 53,009.75 | | | 377.66 | 53,387.41 |
| Fidelity Bank Biscoe Branch Endowed Scholarship | 14,033.38 | | | 220.43 | 14,253.81 | | 238.41 | 14,492.22 | | | 103.25 | 14,595.47 |
| Fidelity Bank Candor Branch Endowed Scholarship | 14,298.66 | | | 224.59 | 14,523.25 | | 242.92 | 14,766.17 | | | 105.20 | 14,871.37 |
| Fidelity Bank Star Branch Endowed Scholarship | 19,238.43 | | | 302.18 | 19,540.61 | | 326.84 | 19,867.45 | | | 141.54 | 20,008.99 |
| Fidelity Bank Troy Branch Endowed Scholarship | 14,033.38 | | | 220.43 | 14,253.81 | | 238.41 | 14,492.22 | | | 103.25 | 14,595.47 |
| First Bank Endowed Scholarship | 50,631.54 | | | 795.28 | 51,426.82 | | 860.17 | 52,286.99 | | | 372.51 | 52,659.50 |
| First Bank Montgomery Scholars Program Endowed Scholarship | 18,415.99 | | | 289.26 | 18,705.25 | | 312.87 | 19,018.12 | | | 135.49 | 19,153.61 |
| First Bank Montgomery Scholars Program Endowed Scholarship 2 | 19,753.13 | | | 310.27 | 20,063.40 | | 335.58 | 20,398.98 | | | 145.33 | 20,544.31 |
| FirstHealth of the Carolinas Endowed Scholarships | 73,910.34 | | | 1,160.92 | 75,071.26 | | 1,255.65 | 76,326.91 | | | 543.78 | 76,870.69 |
| CommunityOne Bank Endowed Scholarship (First National Bank and Trust Endowed Scholarship) | 13,663.97 | | | 214.62 | 13,878.59 | | 232.14 | 14,110.73 | | | 100.53 | 14,211.26 |
| Fred H. and Louise A. Powell Endowed Scholarship | 13,793.83 | | | 216.66 | 14,010.49 | | 234.34 | 14,244.83 | | | 101.49 | 14,346.32 |

ENDOWED Balance
As of March 31, 2017

| | | | | | | | |
|--|------------|----------|------------|----------|------------|----------|------------|
| Frederick Leslie Taylor Memorial Endowed Scholarship | 22,746.94 | 357.29 | 23,104.23 | 386.45 | 23,490.68 | 167.36 | 23,658.04 |
| Friedman Blair Endowed Scholarship | 10,474.93 | 164.53 | 10,639.46 | 177.96 | 10,817.42 | 77.07 | 10,894.49 |
| Gelynda T. and Arron W. E. Capel Montgomery Scholars Program Endowed Scholarship | 27,299.75 | 428.80 | 27,728.55 | 463.79 | 28,192.34 | 200.85 | 28,393.19 |
| Gilbert "Sonny" A. Holt Memorial Nursing Scholarship Endowment | 17,561.34 | 275.84 | 17,837.18 | 298.35 | 18,135.53 | 129.20 | 18,264.73 |
| Gordon & Susan Knowles Endowed Scholarship | 10,730.76 | 168.55 | 10,899.31 | 182.30 | 11,081.61 | 78.95 | 11,160.56 |
| Grady and Alvis Goforth Boy Scouts and Venture Crew Endowed Scholarship | 11,266.06 | 176.96 | 11,443.02 | 191.40 | 11,634.42 | 82.89 | 11,717.31 |
| Grady G. Thomas Memorial Endowed Scholarship | 36,662.78 | 575.87 | 37,238.65 | 622.86 | 37,861.51 | 269.74 | 38,131.25 |
| Grede Endowed Scholarship | 15,605.65 | 245.12 | 15,850.77 | 265.12 | 16,115.89 | 114.82 | 16,230.71 |
| Growler Group Endowed Scholarship | 37,544.78 | 589.72 | 38,134.50 | 637.84 | 38,772.34 | 276.23 | 39,048.57 |
| Hartley & West Memorial Endowment | 11,554.01 | 181.48 | 11,735.49 | 196.29 | 11,931.78 | 85.01 | 12,016.79 |
| Hilda Lee Endowed Scholarship | 19,227.61 | 302.01 | 19,529.62 | 326.66 | 19,856.28 | 141.46 | 19,997.74 |
| J. Paul Russell Endowed Scholarship | 26,185.04 | 411.29 | 26,596.33 | 444.85 | 27,041.18 | 192.65 | 27,233.83 |
| James and June Ellis | 523.83 | 8.23 | 532.06 | 8.90 | 540.96 | 3.85 | 544.81 |
| James Eugene & Anne Roberts Samsel Endowed Scholarship | 26,512.75 | 416.44 | 26,929.19 | 450.42 | 27,379.61 | 195.06 | 27,574.67 |
| James L. Dunlap, Sr. Memorial Endowed Scholarship | 6,222.01 | 97.73 | 6,319.74 | 105.71 | 6,425.45 | 2,000.00 | 8,485.48 |
| Joan and Frank Kersey Endowed Scholarship | 15,455.73 | 242.77 | 15,698.50 | 262.58 | 15,961.08 | 113.71 | 16,074.79 |
| John and Goldie Wallace Endowed Scholarship | 11,078.29 | 174.01 | 11,252.30 | 188.21 | 11,440.51 | 81.51 | 11,522.02 |
| Johnny Russell Endowed Scholarship | 18,135.91 | 284.86 | 18,420.77 | 308.11 | 18,728.88 | 133.43 | 18,862.31 |
| Jordan Lumber Montgomery Scholars Program Endowed Scholarship | 11,717.34 | 184.05 | 11,901.39 | 199.06 | 12,100.45 | 86.21 | 12,186.66 |
| Jordan Lumber Endowed Scholarships | 33,382.30 | 524.34 | 33,906.64 | 567.13 | 34,473.77 | 245.60 | 34,719.37 |
| M.W. "Bill" Mullinix, Sr. and Nancy Hulin Mullinix Endowed Scholarship | 14,157.58 | 222.38 | 14,379.96 | 240.52 | 14,620.48 | 104.16 | 14,724.64 |
| Madeline and James B. Allen Endowed Scholarship | 31,550.31 | 495.57 | 32,045.88 | 536.00 | 32,581.88 | 232.12 | 32,814.00 |
| Margaret & Herbert C. Green Forestry Endowment | 10,513.67 | 165.14 | 10,678.81 | 178.62 | 10,857.43 | 77.35 | 10,934.78 |
| Mary P. and Charles T. Kirk Endowed Scholarship | 18,593.48 | 292.05 | 18,885.53 | 315.88 | 19,201.41 | 136.80 | 19,338.21 |
| Matt Ellis Endowed Scholarship | 23,454.67 | 368.41 | 23,823.08 | 398.47 | 24,221.55 | 172.56 | 24,394.11 |
| Matthew and Kim Woodard Endowed Scholarship | 16,614.84 | 260.97 | 16,875.81 | 282.27 | 17,158.08 | 122.24 | 17,280.32 |
| MidwayUSA Endowed Firearms Fund | 104,759.82 | 1,645.48 | 106,405.30 | 1,736.84 | 108,142.14 | 752.16 | 108,894.30 |
| Montgomery Insurance Scholarship Endowment | 11,456.83 | 179.95 | 11,636.78 | 194.64 | 11,831.42 | 84.29 | 11,915.71 |
| Montgomery Motors Montgomery Scholars Program Endowed Scholarship | 14,535.49 | 228.31 | 14,763.80 | 246.94 | 15,010.74 | 106.94 | 15,117.68 |
| Montgomery Scholars Program Endowed Scholarship | 42,205.36 | 50.00 | 42,255.36 | 717.87 | 42,973.23 | 310.88 | 43,284.11 |
| Pat and Howard Burkart Endowed Scholarship | 29,505.64 | 463.45 | 29,969.09 | 501.27 | 30,470.36 | 217.08 | 30,687.44 |
| Progress Energy Endowed Scholarships | 40,463.26 | 635.56 | 41,098.82 | 687.43 | 41,786.25 | 297.70 | 42,083.95 |
| Progress Energy Montgomery Scholars Program Endowed Scholarship | 12,572.17 | 197.47 | 12,769.64 | 213.59 | 12,983.23 | 92.50 | 13,075.73 |
| Jesse T. " Jack " Pugh Memorial Endowed Scholarship | 12,191.71 | 191.50 | 12,383.21 | 207.12 | 12,590.33 | 89.70 | 12,680.03 |
| Quik Chek Montgomery Scholars Program Endowed Scholarship | 9,197.82 | 144.47 | 9,342.29 | 156.26 | 9,498.55 | 67.67 | 9,566.22 |
| Randolph Electric Membership Corporation Endowed Scholarship | 13,788.17 | 216.57 | 14,004.74 | 234.25 | 14,238.99 | 101.44 | 14,340.43 |

ENDOWED Balance
As of March 31, 2017

| | | | | | | | | | | | |
|--|---------------------|-----------------|------------------|---------------------|-----------------|------------------|---------------------|-----------------|------------------|------------------|---------------------|
| Riley and Marilyn Phillips Endowed Scholarship | 11,439.66 | | 179.69 | 11,619.35 | 230.00 | 198.19 | 12,047.54 | | 85.83 | 12,133.37 | |
| Frank Tedder and Edith Whicker Roberts Endowed Scholarship | 52,290.22 | | 821.33 | 53,111.55 | | 888.35 | 53,999.90 | | 384.71 | 54,384.61 | |
| Samantha B. Hussey Memorial Endowed Scholarship | 17,010.25 | 207.32 | 270.44 | 17,488.01 | 207.32 | 295.98 | 17,991.31 | 230.80 | 129.82 | 18,351.93 | |
| Springs Industries Endowed Scholarship | 39,775.77 | | 624.77 | 40,400.54 | | 675.75 | 41,076.29 | | 292.64 | 41,368.93 | |
| Stanly Regional Medical Center Endowed Scholarship | 16,053.92 | | 252.16 | 16,306.08 | | 272.74 | 16,578.82 | | 118.11 | 16,696.93 | |
| Steve Hamilton Memorial Endowed Scholarship | 18,729.30 | | 294.18 | 19,023.48 | | 318.19 | 19,341.67 | | 137.80 | 19,479.47 | |
| Strong/Thompson Excellence in Forestry Scholarship | 5,561.45 | 130.00 | 89.40 | 5,780.85 | 130.00 | 98.87 | 6,009.72 | | 42.82 | 6,052.54 | |
| Harold & Carolyn VanDerveer Nursing Assistant Scholarship Endowment | 9,682.59 | | 152.09 | 9,834.68 | | 164.50 | 9,999.18 | | 71.24 | 10,070.42 | |
| Uwharrie Environmental Montgomery Scholars Program Endowed Scholarship | 19,432.59 | | 305.23 | 19,737.82 | | 330.14 | 20,067.96 | | 142.97 | 20,210.93 | |
| Wanda and Michael Hamilton Memorial Nursing Scholarship Endowment | 11,588.75 | | 182.03 | 11,770.78 | | 196.88 | 11,967.66 | 250.00 | 87.04 | 12,304.70 | |
| William "Billy" H. Johnson Jr. Endowed Scholarship | 2,248.70 | | 35.32 | 2,284.02 | 100.00 | 39.88 | 2,423.90 | 75.00 | 17.80 | 2,516.70 | |
| Willis Endowed Scholarship | 16,051.27 | | 252.12 | 16,303.39 | | 272.69 | 16,576.08 | | 118.09 | 16,694.17 | |
| Win & Elizabeth Dozier Endowed Scholarship | 9,549.51 | | 150.00 | 9,699.51 | | 162.24 | 9,861.75 | | 70.26 | 9,932.01 | |
| Zane Simmons Endowed Scholarship - Pursuit of Excellence | 18,663.15 | | 293.15 | 18,956.30 | | 317.07 | 19,273.37 | | 137.31 | 19,410.68 | |
| Montgomery Community College Foundation General Endowed Scholarships (Unnamed Funds) | 1,098,229.96 | 1,140.00 | 17,268.02 | 1,116,637.98 | 2,610.00 | 18,720.73 | 1,137,968.71 | 510.00 | 27,346.30 | 7,916.12 | 1,119,048.53 |
| Total Fund Balance | 2,849,799.43 | 4,792.32 | 44,837.64 | 2,899,429.39 | 3,437.32 | 48,510.94 | 2,948,812.15 | 3,865.80 | 27,346.30 | 20,841.07 | 2,946,172.72 |

**CCP Enrollment Statistics
As of May 3, 2017**

| Term | Enrollment Data | Approximate FTE generated |
|-------------|---|---------------------------|
| Summer 2017 | 25 students enrolled in 7 classes - - registration ongoing East: 17; West: 7; Home Schools: 1 | 3 |
| Spring 2017 | 232 students enrolled in 417 classes East: 147; West: 74; Wescare: 4; Uwharrie Charter: 1; Home Schools: 2; South Stanly HS: 2 | 47 |
| Fall 2016 | 213 students enrolled in 363 classes East: 123; West: 81; Wescare: 3; Home Schools: 1 | 43 |
| Summer 2016 | 8 students enrolled in 8 classes East: 6; West: 1; MLA: 1; Wescare: 1 | .75 |
| Spring 2016 | 168 students enrolled in 317 classes East: 88; West: 69; MLA: 1; Wescare: 6; Home Schools: 4 | 34 |
| Fall 2015 | 207 students enrolled in 369 classes East: 133; West: 64; Wescare: 5; Uwharrie Academy: 1; Home Schools: 4 | 41 |
| Spring 2015 | 195 students enrolled in 397 classes East: 100; West: 87; Wescare: 5; Home Schools: 3 | 43 |
| Fall 2014 | 225 students enrolled in 432 classes East: 134; West: 82; Richmond Sr. HS: 1; Wescare: 5; Home Schools: 3 | 51 |
| Spring 2014 | 216 students enrolled in 366 classes East: 112; West: 95; MLA: 4; North Moore: 1; Wescare: 2; Home Schools: 2 | 36 |
| Fall 2013 | 186 students enrolled in 255 classes East: 110; West: 66; Southwest Randolph: 1; Wescare: 6; Home Schools: 3 | 25 |
| Spring 2013 | 147 students enrolled in 182 classes East: 68; West: 74; North Moore: 1; Wescare: 3; Home Schools: 1 | 28 |
| Fall 2012 | 155 students enrolled in 237 classes East: 90; West: 57; North Moore: 1; Wescare: 7 | 21 |
| Spring 2012 | 67 students enrolled in 100 classes East: 38; West: 29 | 10 |

Montgomery Community College
Career and College Promise Textbook Rental

| Contributions from Other Agencies/Schools | 2015FA | 2016SP | 20160FA | 2017SP | TOTALS |
|---|------------------|-----------------|------------------|---------------------|--------------------------------|
| Book Buy Backs | - | - | - | 1,091.82 | 1,940.82 |
| E-Campus Book Scholarships | - | - | 1,000.00 | 1,000.00 | 2,000.00 |
| Independent Home Schoolers/Self-Pay | 425.00 | 100.00 | 25.00 | 50.00 | 1,401.67 |
| Montgomery County Schools | 7,875.00 | 7,357.00 | 6,600.00 | 7,800.00 | 98,582.00 |
| Montgomery Community College Bookstore | - | - | - | - | 130.00 |
| Montgomery Community College General Store | - | - | 89.00 | - | 89.00 |
| Montgomery Community College Foundation | 6,300.00 | - | 6,525.00 | - | 45,424.00 |
| Reimbursements for Lost Books | - | (79.67) | - | - | 635.77 |
| Wescare Christian Academy | 175.00 | 538.95 | 125.00 | 175.00 | 2,163.95 |
| Total Contributions per Semester: | 14,775.00 | 7,916.28 | 14,364.00 | 10,116.82 | 152,367.21 |
| | | | | | |
| Expense for Career and College Promise Books | 2015FA | 2016SP | 20160FA | 2017SP | TOTALS |
| A Book Company, LLC (E-Campus) | 5,360.59 | 575.65 | 949.57 | 1,325.81 | 53,982.52 |
| Amazon/ Book Publishers | 2,676.15 | 3,035.62 | 20,834.12 | 2,672.15 | 69,598.20 |
| College Bookstore of America (NEEBO) | - | - | - | - | 17,684.17 |
| Montgomery Community College General Store | - | - | 319.29 | - | 319.29 |
| MCC Refunded State for Binders for CCP | - | - | - | - | 89.12 |
| Taxes Due to NCDOR from Online Purchases | - | - | - | - | 10.58 |
| Total Expenses per Semester: | 8,036.74 | 3,611.27 | 22,102.98 | 3,997.96 | 141,683.88 |
| | | | | | |
| | | | | Fund Balance | <u><u>10,683.33</u></u> |

MCC Foundation Budget FY 2016-17

1st Quarter = July-Sept
2nd Quarter = Oct.-Dec.
3rd Quarter = Jan.-March
4th Quarter = April-June

Quarter Ended: 3/31/2017

| Account Description | Budget | 1st Quarter Expenses | 2nd Quarter Expenses | 3rd Quarter Expenses | 4th Quarter Expenses | Y-T-D Expenses | Unexpended Balance | Percent Expended |
|----------------------------------|------------------|----------------------------|----------------------------|----------------------------|----------------------------|-------------------|-----------------------|---------------------|
| Ambassadors Scholarships | \$ 6,000 | | \$ 3,000 | \$ 3,000 | | \$ 6,000 | \$ - | 100% |
| Mini-Grants | \$ 2,500 | | | | \$ 979 | \$ 979 | \$ 1,521 | 78% |
| Professional Development | \$ 1,500 | | | \$ 1,033 | \$ 104 | \$ 1,137 | \$ 363 | 83% |
| Annual Audit | \$ 4,000 | | | \$ 3,950 | | \$ 3,950 | \$ 50 | 99% |
| Friend Raisers | \$ 1,000 | | \$ 393 | | | \$ 393 | \$ 607 | 39% |
| Diversity Days | \$ 700 | | | | \$ 414 | \$ 414 | \$ 286 | 118% |
| Awards Ceremony | \$ 1,000 | \$ 631 | | | | \$ 631 | \$ 369 | 63% |
| Donor Appreciation | \$ 1,000 | | | \$ 101 | \$ 414 | \$ 515 | \$ 485 | 93% |
| Donor/Endowment Maintenance | \$ 425 | | | | | \$ - | \$ 425 | 0% |
| Annual Fund Drive | \$ 750 | | | \$ 856 | | \$ 856 | \$ (106) | 114% |
| Miscellaneous/contingency | \$ 2,000 | \$ 214 | \$ 420 | \$ 365 | \$ 120 | \$ 1,119 | \$ 881 | 62% |
| Insurance | \$ 1,500 | \$ 1,343 | | | | \$ 1,343 | \$ 157 | 90% |
| MLK Day on Challenge | \$ 1,000 | | \$ 1,000 | | | \$ 1,000 | \$ - | 100% |
| Alumni Program | \$ 2,500 | | | | | \$ - | \$ 2,500 | 0% |
| Occupational Scholarships | \$ 10,000 | \$ 4,500 | \$ 500 | \$ 3,502 | | \$ 8,502 | \$ 1,498 | 85% |
| College and Career Promise Books | \$ 5,000 | | \$ 5,000 | | | \$ 5,000 | \$ - | 100% |
| Raffle/Dinner budget | \$ 7,500 | \$ 3,367 | \$ 5,054 | | \$ 62 | \$ 8,484 | \$ (984) | 114% |
| Golf Torunament | \$ 5,500 | | | | \$ 2,521 | \$ 2,521 | \$ 2,979 | 92% |
| Totals | \$ 53,875 | \$ 10,055 | \$ 15,368 | \$ 12,807 | \$ 4,614 | \$ 42,843 | \$ 11,032 | 88% |

Misc Items:**First Quarter**

Sept Board meeting-\$214

Second Quarter

Troy Rotary Golf -\$260

Nov Board Meeting -\$160

Third Quarter

Shipping to Charlotte \$8.30

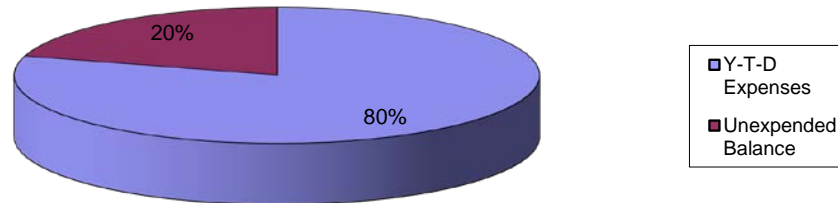
Feb Board Mtg \$321

Finance Comm \$36

Fourth Quarter

Montgomery Scholars Brochures \$110

Foundation Budget Chart



**MCC Foundation Budget
 FY 2017-18**

| Account Description | Budget | Income | |
|----------------------------------|------------------|------------------|--|
| Ambassadors Scholarships | \$ 6,000 | \$ 800 | 4 Ambassadors @ \$1500 each-Reimbursed \$200 per student |
| Mini-Grants | \$ 2,500 | | |
| Professional Development | \$ 1,500 | | \$750 given to Staff & Faculty of the year |
| Annual Audit | \$ 4,000 | | |
| Friend Raisers | \$ 1,000 | | |
| Diversity Days | \$ 500 | | Decrease spending based on this year's event. |
| Awards Ceremony | \$ 800 | | Decrease based on last year's expenditures |
| Donor Appreciation | \$ 1,000 | | |
| Donor/Endowment Maintenance | \$ 1,000 | | New plaques and Board for Legacy Gifts |
| Annual Fund Drive | \$ 800 | | Increase by \$50. Cover lunch in Jan for staff |
| Miscellaneous/contingency | \$ 1,800 | | decreased by \$200 |
| Insurance | \$ 1,400 | | decreased by \$100 based on last year's bills |
| MLK Day on Challenge | \$ 1,000 | | |
| Alumni Program | \$ 2,500 | | A Christmas Carol 12/8/17 |
| Occupational Scholarships | \$ 8,000 | | Decrease by \$2,000 based on past 2 years |
| College and Career Promise Books | \$ - | | Decrease this year due to balance and account being set up |
| Raffle/Dinner budget | \$ 10,000 | \$ 30,000 | Increase spending due to 50th Gala |
| Golf Torunament | \$ 3,000 | \$ 16,000 | Decrease spending based on this year's event. |
| Totals | \$ 46,800 | \$ 46,800 | |

OCCUPATIONAL SCHOLARSHIPS

| Date Paid | Name | Course | Course Start Date | Course End Date | Course Cost | Paid by Student | Paid by Occupational Scholarship |
|------------|---------------------|-----------------------------|-------------------|-----------------|-------------|-----------------|----------------------------------|
| 8/30/2016 | Zesar Albares | Nurse Aide Level I | 8/15/2016 | 12/5/2016 | \$ 235.60 | \$ 135.60 | \$ 100.00 |
| 8/30/2016 | Shania Beck | Nurse Aide Level I | 8/16/2016 | 11/22/2016 | \$ 235.60 | \$ 135.60 | \$ 100.00 |
| 8/30/2016 | Orfanel Benitez | Intro to AC | 8/15/2016 | 12/13/2016 | \$ 181.60 | \$ 81.60 | \$ 100.00 |
| 8/30/2016 | Bradley Black | Welding | 8/15/2016 | 12/7/2016 | \$ 201.60 | \$ 101.60 | \$ 100.00 |
| 8/30/2016 | Adam Bryant | Intro to AC | 8/15/2016 | 12/13/2016 | \$ 181.60 | \$ 81.60 | \$ 100.00 |
| 8/30/2016 | Lori Buccos | Nurse Aide Level I | 8/16/2016 | 11/17/2016 | \$ 232.60 | \$ 132.60 | \$ 100.00 |
| 8/30/2016 | Wyahta Burey | Nurse Aide Level I | 8/15/2016 | 12/31/2016 | \$ 235.60 | \$ 135.60 | \$ 100.00 |
| 8/30/2016 | Myia Bush | Nurse Aide Level I | 8/16/2016 | 11/22/2016 | \$ 235.60 | \$ 135.60 | \$ 100.00 |
| 8/30/2016 | Jacob Causey | Intro to AC | 8/15/2016 | 12/13/2016 | \$ 181.60 | \$ 81.60 | \$ 100.00 |
| 8/30/2016 | Marissa Christian | Nurse Aide Level I | 8/16/2016 | 11/17/2016 | \$ 232.60 | \$ 132.60 | \$ 100.00 |
| 8/30/2016 | Quanisha Crump | Nurse Aide Level I | 8/15/2016 | 12/5/2016 | \$ 235.60 | \$ 135.60 | \$ 100.00 |
| 8/30/2016 | Jose Estrada | Intro to AC | 8/15/2016 | 12/13/2016 | \$ 181.60 | \$ 81.60 | \$ 100.00 |
| 8/30/2016 | Davis Gilmore | Welding | 8/15/2016 | 12/7/2016 | \$ 201.60 | \$ 101.60 | \$ 100.00 |
| 8/30/2016 | Paloma Guia | Nurse Aide Level I | 8/16/2016 | 11/17/2016 | \$ 232.60 | \$ 132.60 | \$ 100.00 |
| 8/30/2016 | Jordan Hancox | Nurse Aide Level I | 8/16/2016 | 11/22/2016 | \$ 235.60 | \$ 135.60 | \$ 100.00 |
| 8/30/2016 | Rodolfo Hernandez | Intro to AC | 8/15/2016 | 12/13/2016 | \$ 181.60 | \$ 81.60 | \$ 100.00 |
| 8/30/2016 | Ciera Ingram | Nurse Aide Level I | 8/15/2016 | 12/5/2016 | \$ 235.60 | \$ 135.60 | \$ 100.00 |
| 8/30/2016 | Phone Keosouma | Welding | 8/15/2016 | 12/7/2016 | \$ 201.60 | \$ 101.60 | \$ 100.00 |
| 8/30/2016 | Nancy King | Nurse Aide Level I | 8/16/2016 | 11/22/2016 | \$ 235.60 | \$ 135.60 | \$ 100.00 |
| 8/30/2016 | Jacob Latham | Welding | 8/15/2016 | 12/7/2016 | \$ 201.60 | \$ 101.60 | \$ 100.00 |
| 8/30/2016 | Samantha Leake | Nurse Aide Level I | 8/15/2016 | 12/31/2016 | \$ 235.60 | \$ 135.60 | \$ 100.00 |
| 8/30/2016 | Nathaniel Lemonds | Welding | 8/15/2016 | 12/7/2016 | \$ 201.60 | \$ 101.60 | \$ 100.00 |
| 8/30/2016 | John Lopez | Welding | 8/15/2016 | 12/7/2016 | \$ 201.60 | \$ 101.60 | \$ 100.00 |
| 8/30/2016 | David Lowe | Intro to AC | 8/15/2016 | 12/31/2016 | \$ 181.60 | \$ 81.60 | \$ 100.00 |
| 8/30/2016 | Charles McNeill | Intro to AC | 8/15/2016 | 12/13/2016 | \$ 181.60 | \$ 81.60 | \$ 100.00 |
| 8/30/2016 | Nathaniel Myrick | Intro to AC | 8/15/2016 | 12/16/2016 | \$ 181.60 | \$ 81.60 | \$ 100.00 |
| 8/30/2016 | Byron Nall | Intro to AC | 8/15/2016 | 12/13/2016 | \$ 181.60 | \$ 81.60 | \$ 100.00 |
| 8/30/2016 | Gissel Nieves Perez | Nurse Aide Level I | 8/15/2016 | 12/5/2016 | \$ 235.60 | \$ 135.60 | \$ 100.00 |
| 8/30/2016 | Joshua Pederson | Advance Comfort Systems | 8/15/2016 | 12/13/2016 | \$ 181.60 | \$ 81.60 | \$ 100.00 |
| 8/30/2016 | Joshua Pederson | Intro to AC | 8/15/2016 | 12/13/2016 | \$ 181.60 | \$ 81.60 | \$ 100.00 |
| 8/30/2016 | Faustino Perez | Intro to AC | 8/15/2016 | 12/13/2016 | \$ 181.60 | \$ 81.60 | \$ 100.00 |
| 8/30/2016 | Shanna Peterkin | Nurse Aide Level I | 8/16/2016 | 11/22/2016 | \$ 235.60 | \$ 135.60 | \$ 100.00 |
| 8/30/2016 | Tori Pope | Nurse Aide Level I | 9/10/2016 | 11/18/2016 | \$ 235.60 | \$ 135.60 | \$ 100.00 |
| 8/30/2016 | Adam Ratcliffe | Welding | 8/15/2016 | 12/7/2016 | \$ 201.60 | \$ 101.60 | \$ 100.00 |
| 8/30/2016 | Kayly Scott | Nurse Aide Level I | 8/16/2016 | 11/17/2016 | \$ 232.60 | \$ 132.60 | \$ 100.00 |
| 8/30/2016 | Amy Shelton | Nurse Aide Level I | 8/15/2016 | 12/5/2016 | \$ 235.60 | \$ 135.60 | \$ 100.00 |
| 8/30/2016 | Samantha Snider | Nurse Aide Level I | 8/16/2016 | 11/22/2016 | \$ 235.60 | \$ 135.60 | \$ 100.00 |
| 8/30/2016 | Amethyst Watkins | Nurse Aide Level I | 8/15/2016 | 12/31/2016 | \$ 235.60 | \$ 135.60 | \$ 100.00 |
| 8/30/2016 | Whitney Wey | Welding | 8/15/2016 | 12/7/2016 | \$ 201.60 | \$ 101.60 | \$ 100.00 |
| 8/30/2016 | Briseida Zavaleta | Nurse Aide Level I | 8/15/2016 | 12/31/2016 | \$ 235.60 | \$ 135.60 | \$ 100.00 |
| 8/30/2016 | Latisha McCrimmon | Phlebotomy Experience | 8/15/2016 | 5/15/2017 | \$ 304.60 | \$ 204.60 | \$ 100.00 |
| 8/30/2016 | Desiree Monroe | Phlebotomy Experience | 8/15/2016 | 5/2/2017 | \$ 304.60 | \$ 204.60 | \$ 100.00 |
| 8/30/2016 | Tatianna Nicholson | Phlebotomy Experience | 8/15/2016 | 5/15/2017 | \$ 304.60 | \$ 204.60 | \$ 100.00 |
| 8/30/2016 | Hannah Cagle | Nurse Aide Level I | 8/15/2016 | 12/5/2016 | \$ 235.60 | \$ 135.60 | \$ 100.00 |
| 8/30/2016 | Barry McRae | Intro to AC | 8/15/2016 | 12/13/2016 | \$ 181.60 | \$ 81.60 | \$ 100.00 |
| 10/21/2016 | Darlene Moore | Nurse Aide Level I-Weekend | 9/10/2016 | 11/18/2016 | \$ 181.60 | \$ 81.60 | \$ 100.00 |
| 10/21/2016 | Jarriah Stewart | Nurse Aide Level I-Weekend | 9/10/2016 | 11/18/2016 | \$ 181.60 | \$ 81.60 | \$ 100.00 |
| 11/4/2016 | Audrey Brewer | Nurse Aide Level I-Weekend | 9/10/2016 | 11/18/2016 | \$ 181.60 | \$ 81.60 | \$ 100.00 |
| 11/4/2016 | Michael Frye | Welding | 9/10/2016 | 12/10/2016 | \$ 201.60 | \$ 101.60 | \$ 100.00 |
| 12/13/2016 | Cykeitha Wilson | Nurse Aide Level I -Evening | 8/15/2016 | 12/31/2016 | \$ 235.60 | \$ 135.60 | \$ 100.00 |
| 2/16/2007 | Zachary Breshears | Mammal Taxidermy | 1/9/2017 | 2/14/2017 | \$ 200.00 | \$ 100.00 | \$ 100.00 |
| 2/16/2017 | Donna Brown | Nurse Aide I-Day Hybrid | 1/9/2017 | 5/10/2017 | \$ 270.60 | \$ 170.60 | \$ 100.00 |
| 2/16/2017 | Bianca Knight | Nurse Aide I-Night Seated | 1/1/2017 | 5/10/2017 | \$ 270.60 | \$ 170.60 | \$ 100.00 |
| 2/16/2017 | Ryan LaGore | Mammal Taxidermy | 1/9/2017 | 2/14/2017 | \$ 200.00 | \$ 100.00 | \$ 100.00 |
| 2/16/2017 | Juan Lopez | Welding-Evening | 1/9/2017 | 5/8/2017 | \$ 201.60 | \$ 101.60 | \$ 100.00 |
| 2/16/2017 | Lupe Mercado | Nurse Aide I-Night Seated | 1/9/2017 | 5/10/2017 | \$ 270.60 | \$ 170.60 | \$ 100.00 |

Cultural Diversity Event

This year the Diversity Team partnered with the Minority Male and the MM sponsored the speaker, Mr. Oddell Bizzell from Dream Builders. Mr. Bizzell opened the activities and delivered a motivational speech then the Diversity team hosted the annual cultural event.


Students, faculty, and staff shared their culture and heritage with the 125 "tourists" who came to explore their countries. The exhibits had cultural artifacts, traditional foods for sampling and various information and facts. Visitors or "Tourists" were given a passport to go around and tour the various cultures and countries on display. Once they had all of their passport filled out they could then win a prize (lanyards or key rings with MCC logo).

Visitors were given bottled water or sodas, had a photo booth opportunity with our Diversity map and cultural props, had a chance to stop by the face paint booth to choose their favorite country flag, and had a chance to play the "diversity game" hosted by Amy Friary. Tourist had also the chance to taste a variety of different flavors from all of the tables with the different cultures or countries. The Indian and Greek table were the tasting winners (according to the tourist).

50 of our visitors were from West Montgomery High School, 50 were from East Montgomery and, 25 were our very own MCC students.



| Budget | |
|-----------------|--------------|
| Laynards | \$300 |
| <u>Supplies</u> | <u>\$114</u> |
| Total | \$414 |





BUY A BRICK LEAVE A LEGACY

Montgomery Community College Foundation is extending an **invitation to the community** to be a part of a **special legacy celebration**.

Long-time benefactors Arron and Gelynda Capel donated a commemorative bronze bell to be placed near the college's center campus as a symbol of its enduring legacy as a center of learning and opportunity.

To celebrate the college's 50th anniversary, **engraved bricks are being sold** to be installed as part of the bell's base. Bricks can **honor loved ones** or stand as your tribute to Montgomery Community College's enduring mission of service to the people of Montgomery County.



Legacy bricks cost \$100 and include 3 lines of text with 20 characters each, or two lines of text with an emblem. If your purchase is a gift, MCC Foundation will notify the recipient with an attractive gift announcement. For information or to order go to:

www.montgomery.edu/bricks or call 910-898-9603.

**19th MCC Foundation Golf Tournament (2017)
Earle A. Connelly Invitational**

| | Revenue | Owed | Cost | Profit |
|------------------------------|---------------------|--------------------|--------------------|---------------------|
| 54 players @\$28 each | \$ 3,040.00 | \$ 900.00 | \$ 1,512.00 | |
| 3 Gift certificates | | | \$ 75.00 | |
| Banner & Signs | | | \$ 95.50 | |
| Water & Snacks | | | \$ 55.31 | |
| Snacks | | | \$ 30.00 | |
| Tumblers | | | \$ 719.90 | |
| Raffle Items | \$ 245.00 | \$ 90.00 | \$ 73.00 | |
| Pottery Trophies | | | \$ 360.00 | |
| Mulligans, etc | \$ 740.00 | \$ 120.00 | | |
| Corporate Sponsors (\$2500) | \$ 5,000.00 | | | |
| Tournament Sponsors (\$1000) | | \$ 1,000.00 | | |
| Friend of Foundation (\$500) | \$ 500.00 | \$ 500.00 | | |
| Hole Team Sponsors (\$100) | \$ 2,400.00 | \$ 800.00 | | |
| Total | \$ 11,925.00 | \$ 3,410.00 | \$ 2,920.71 | \$ 12,414.29 |



| Golf Tournament Profit by Year | | # Teams | # Sponsors |
|--------------------------------|-------------|---------|---|
| 2017 | \$12,414.29 | 14 | 2 Corporate 1 Tournament 2 Friends 32 Hole |
| 2016 | \$9,209.63 | 11 | 1 Tournament 1 Friend 44 Hole |
| 2015 | \$11,448.25 | 19 | 1 Corporate 1 Tournament 1 Friend 37 Hole |
| 2014 | \$10,316.15 | 15 | 1 Tournament 3 Friend of Foundation 41 Hole |



**MCC Foundation
Lynn Epps-Director of Resource Development
Calendar Updates**

Activities since the February Board Meeting

| | |
|---------|---|
| 3/16/17 | NC CORD Training @ Johnston Community College |
| 3/28/17 | Diversity Celebration |
| 3/31/17 | Mental Health Training |
| 4/6/17 | Leadership Montgomery |
| 4/7/17 | Mental Health Training |
| 4/11/17 | Spring Fling |
| 4/21/17 | Golf Tournament |
| 5/3/17 | Early College Open House |

Upcoming Activities

| | |
|---------|---|
| 5/10/17 | MCC Graduation |
| 5/25/17 | Senior Awards Night (East & West Montgomery High Schools) |
| 6/1/17 | Troy Lions Club |
| 8/9/17 | Foundation Quarterly Board Meeting |
| 8/10/17 | Open House |
| 9/7/17 | Anniversary Party, Bell Dedication and Scholarship Awards Day |
| 9/23/17 | 50 th Anniversary Gala |
| 11/8/17 | Foundation Quarterly Board Meeting |
| 12/8/17 | <i>A Christmas Carol</i> event |

MONTGOMERY COMMUNITY COLLEGE

Summer — camp —



**July 10
to July 13
8 AM to
12 PM**

DRONE PETTING ZOO

Ages 9-12
Camp Capacity - 10
Fees - \$35
Our interactive drone "petting zoo" explores flight, movement, photography, mechanics and virtual reality. Campers will complete hands-on flight challenges, basic programming and more!

**July 17
to July 20
8 AM to
2 PM**

VENTURELAB CAMP STARTUP

Ages 11-14
Camp Capacity - 15
Fees - \$35
Discover the FUNdamentals of entrepreneurship through experiential learning. You and your design team will build your own product and practice pitching to investors.

**July 24
to July 27
8 AM to
12 PM**

SURVIVOR CAMP

Ages 11-14
Camp Capacity - 12
Fees - \$35
Discover what it takes to conquer the wilderness with primitive weapons, orienteering and survivor teambuilding challenges in this physically .

**July 31
to AUG 3
9 AM to
12 PM**

CLAY CAMP

Ages 9-12
Camp Capacity - 10
Fees - \$50
Campers will learn handbuilding and wheel throwing clay forms. They will glaze and fire their own works to take home.

**TO REGISTER VISIT
WWW.MONTGOMERY.EDU/SUMMERCAMP
OR CALL 910-898-9672 OR 9673**

**SUMMER
CAMP
2017**

Annual Fund Drive Comparison of Contributions by Quarter As of March 31, 2017

AFD Goal for 2017: \$125,000 in money received and \$30,000 in pledged or new endowments

| | 2017 | 2016 | 2015 | 2014 | 2013 | 2012 | 2011 |
|--------------------|--------------------|---------------------|---------------------|---------------------|---------------------|---------------------|---------------------|
| January - March | \$27,518.03 | \$15,609.24 | \$26,679.16 | \$26,857.81 | \$215,623.37 | \$104,689.73 | \$36,508.72 |
| April - June | | \$154,075.44 | \$24,589.48 | \$45,296.60 | \$21,545.02 | \$65,114.77 | \$32,377.99 |
| July - September | | \$23,433.28 | \$60,584.47 | \$14,692.98 | \$27,360.34 | \$20,367.30 | \$70,434.47 |
| October - December | | \$17,021.31 | \$17,581.42 | \$19,385.00 | \$50,780.00 | \$17,022.46 | \$30,992.11 |
| TOTAL | \$27,518.03 | \$210,139.27 | \$129,434.53 | \$106,232.39 | \$315,308.73 | \$207,194.26 | \$170,313.29 |

Internal Annual Fund Drive: 100% employees contributing



MONTGOMERY COMMUNITY COLLEGE FOUNDATION

1011 Page Street · Troy, NC 27371 · (910) 898-9603 · eppl@montgomery.edu

May 12, 2017

Dear _____:

September 7, 2017 marks the 50th anniversary of the charter of Montgomery Technical Institute, later, Montgomery Technical College and finally, Montgomery Community College. The college has grown from its beginnings in any available space at various locations throughout the county, serving 40 curriculum and 200 continuing education students, to our lovely 153 acre campus with an enrollment of 1,000 curriculum and 2,500 continuing education students.

The Montgomery Community College Foundation has assets of 3 million dollars and awards approximately 75 curriculum scholarships each year. The Foundation also supports our high school program, Career and College Promise by providing books for the students and our Continuing Education program by providing occupational scholarships to students.

In the fall of 2017, Montgomery Community College will partner with Montgomery County Schools to offer an Early College Program which will allow high school students studying on campus to graduate in five years with both a high school diploma and an associate degree. Quite a list of accomplishments have grown from our humble beginnings.

We appreciate the support that you have given to the college in the past. The Foundation is seeking funds to establish a 50th Anniversary Endowed Scholarship. Fully funded at \$10,000, this scholarship's earnings will contribute annually to the support of a Montgomery Community College student. It will be a lasting reminder of the support given to the college by the Montgomery County community. I will be contacting you soon to discuss the possibility for you to participate in this effort celebrating 50 years of providing quality educational opportunities for students.

Respectfully,

Anne Roberts Samsel
Montgomery Community College Foundation Board of Directors



www.montgomery.edu

Montgomery Community College Foundation is a 501(c)(3) corporation